

# Pemberton Valley Transit

## RIDER'S GUIDE

Effective September 8, 2020



Village of Pemberton 

## Welcome Aboard

### About Your Transit System

Funding for Pemberton Valley Transit is cost shared between BC Transit and the Village of Pemberton through a partnership with the Squamish-Lillooet Regional District and Lil'wat Nation. The Village of Pemberton Council makes decisions on fares, routes and service levels based on information and planning provided by BC Transit.

Pemberton Valley Transit provides two types of service:

**Commuter service** between Pemberton and Whistler. Whistler Transit Ltd. operates the Commuter service.

**Local service** within Pemberton connects the communities of Xit'olacw and Mt Currie to the Village. Pacific Western Transportation operates the local service.

### Contact

Transit Information: 604-932-4020

Lost and Found: 604-938-0388

Address: 8025 Nesters Road  
Whistler, BC V8E 1N2

If you have suggestions or comments, contact the Village of Pemberton, 7400 Prospect Street, Pemberton, BC V0N 2L0, phone 604-894-6135.

### Ticket and Pass Outlets

- Village of Pemberton Office
- Pemberton & District Community Centre
- Lil'wat Gas, Mt Currie
- Xit'olacw Tsipun Store
- RMOW Municipal Hall, Whistler

### Holiday Schedule

The transit service operates on all holidays on a regular service level:

- New Year's Day
- Christmas Day
- Good Friday
- Boxing Day

Subject to change. Check online at [bctransit.com](http://bctransit.com) for special event service.

## Pass Programs

### Government of BC Bus Pass Program

The BC Bus Pass Program is offered by the Ministry of Social Development and Poverty Reduction. It offers an annual bus pass for low income seniors and individuals receiving disability assistance from the Province of British Columbia. The pass is valid for the eligible rider on any fixed-route transit service. The pass is non-transferable.

For information on criteria for eligibility, visit [www.buspass.gov.bc.ca](http://www.buspass.gov.bc.ca) or call 1-866-866-0800.

## Riding the Bus

### Bike Racks (April-November)

Bike racks are available on the front of Commuter service buses. Instructions on how to use the racks are posted on the bike racks. Bikes are not allowed inside the bus.

### Bus Seating Priority

Public transit serves everyone on a first to board basis.

We extend a special thank you to our customers who give up their seats for people with disabilities or mobility challenges. The following seating priority meets the needs of all transit customers.

1. Customers who use wheelchairs, scooters, pediatric strollers or other mobility aids
2. The elderly, and customers with a disability or mobility issue
3. Customers with baby strollers

### Transfers

When transferring to the Pemberton Commuter, with either a local Pemberton pass, or with a Whistler pass, pay a top-up fare. Check fares.

Passengers on the Pemberton Commuter can transfer onto the Whistler Transit system without an extra charge. Pay the fare on the Pemberton Commuter bus and ask for a transfer. Show your transfer or Pemberton Commuter Pass when you board any local Whistler bus.

## Strollers on Board

The parent or guardian is required to hold onto the stroller during the trip. Strollers must be kept clear of the aisles. The aisle is considered to be the width of the distance between the normal seats, not the width of the accessible area.

Strollers should be collapsible. When wheelchair positions are occupied or required by another customer, the customer should be able to fold the stroller, move to another seat and store the stroller between the seats. When space is available, the child can remain in the stroller. Position the stroller in an unoccupied wheelchair location. The stroller's brakes should be set, but the restraining straps are not required.

### Skis and Snowboards

You are welcome to bring your mountain gear on board but please be mindful of other passengers' safety and hold your poles (tips down), skis or snowboards securely in front of you.

### Bus Stops

In rural areas where there are no designated bus stops, you can flag the bus down. Find a safe location with good visibility and a pull-off area for the bus, such as a driveway or postal box area. Make sure you are visible: carry a flashlight and wear reflective clothing. Ask the driver to find a safe place to stop close to your destination.

### Request-a-Stop

Request-a-Stop service is available after dark on the **local** transit service. Customers who feel that their personal safety is at risk or who have a mobility problem can ask their transit operator to stop between regular bus stops. Ask your transit driver at least one bus stop ahead of where you wish to get off. You will be let off as close to your request as safely possible.

### The Bus is a Safe Place

Transit drivers can contact local police, ambulance and other emergency services. Transit drivers are also trained to assist a child or adult in need. Tell the driver if you are concerned about your safety.

BC Transit's safety and security practices uphold the *British Columbia Transit Act* and the *B.C. Motor Vehicle Act*.

## Fares

all fares subject to change

### Local Transit Service

#### Cash Fares

Adult	\$ 2.50
Student/Senior*	2.00
Child, 4 or under	free

#### Tickets (10)

Adult	\$ 20.00
Student/Senior*	18.00

#### Passes

	Month	6-Month	Annual
Adult	\$ 65.00	\$ 330.00	\$ 624.00
Student/Senior*	50.00	255.00	480.00

### Commuter Transit Service

#### Cash Fares

Adult	\$ 4.50
Student/Senior*	4.00
Top-up with Local Pemberton pass	+ 2.00
Top-up with Whistler transit pass	+ 2.00
Child, 4 or under	free

#### Tickets (10)

Adult	\$ 36.00
Student/Senior*	30.00

#### Passes

	Month	4-Month	Seasonal	Annual
Adult	\$ 95.00	\$ 340.00	\$ 910.00	
Student/Senior*	65.00	235.00	620.00	

\* Reduced fare with valid I.D. for persons 65 or over and students in full-time attendance to Grade 12.

BE PART OF THE SOLUTION...

REUSE YOUR RIDER'S GUIDE.

Transit Info 604-932-4020

[bctransit.com](http://bctransit.com)

99 Commuter				100 Pemberton Local					99 Commuter			
To Pemberton									To Whistler			
V	Y	R	BB	BB	MC	CS	SC	MC	BB	BB	Y	V
Gondola Transit Exchange	Meadow Park Sports Centre	Rainbow Estates	Blackbird Bakery	Blackbird Bakery	Mt. Currie Community Centre: #10 Rd. and Main	Community Store	School Rd and Creekside Rd	Mt. Currie Community Centre: #10 Rd. and Main	Blackbird Bakery	Blackbird Bakery	Meadow Park Sports Centre	Gondola Transit Exchange
6:20	—	—	6:57	5:57	6:09	6:24	6:30	6:45	6:57	R 7:00	7:31	7:37
7:40	—	—	8:17	7:17	7:29	7:44	7:50	8:05	8:17	R 8:20	8:51	8:57
—	—	—	—	11:25	11:37	11:52	11:58	12:13	12:25	—	—	—
—	—	—	—	2:00	2:12	2:27	2:33	2:48	3:00	R 5:25	5:56	6:02
4:40	4:46	4:50	5:22	3:55	4:07	4:22	4:28	4:43	4:55	R 6:50	7:21	7:27
6:05	6:11	6:15	6:47	5:25	5:37	5:52	5:58	6:13	6:25	—	—	—
9:13	9:19	9:23	9:55	6:50	7:02	7:17	7:23	7:38	7:50	9:58	10:24	10:30
Trips depart from Gondola Transit Exchange Stop #1.				Service provided by Pacific Western Transportation. Transfers to and from regional commuter service at Blackbird Bakery.					R Stops upon request at Emerald, Rainbow, Alpine, Meadow Park, Nicklaus North, Nesters and Village Gate.			

### Be Safe and Be Seen

Sometimes it is difficult for transit drivers to see you at bus stops, especially along unlit roads. Wear light-coloured clothing, wear a reflective strip or use a flashlight or light from your mobile phone to signal the driver that you are at the stop.

### Flagging the Bus

For local Pemberton service only, customers can “wave” a bus down on designated roads.

When you want to flag the bus, find a safe location along the route and wave at the bus. A safe location is one where visibility is good and where the bus can easily pull off the road, such as a driveway.

The driver may not be able to safely stop for you if the posted speed limit exceeds 60 km/hr.

**Email Alerts**  
Sign up to the email alerts to receive updates about selected routes.



### Food and Beverages

To keep buses clean and safe, any food or drink you bring on board must be in a closed container that is spill-proof. Coffee and other beverages can be consumed on board provided the beverage is carried in a sturdy container with a lid that will prevent the liquid from spilling. Open alcohol is not permitted on the bus.

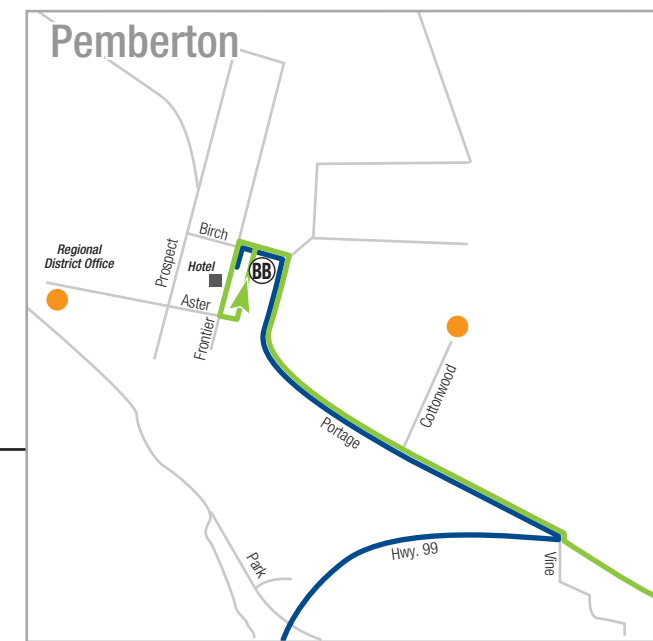
Take your garbage with you when you leave the bus. We appreciate your help keeping the bus clean.

### Pets on Board

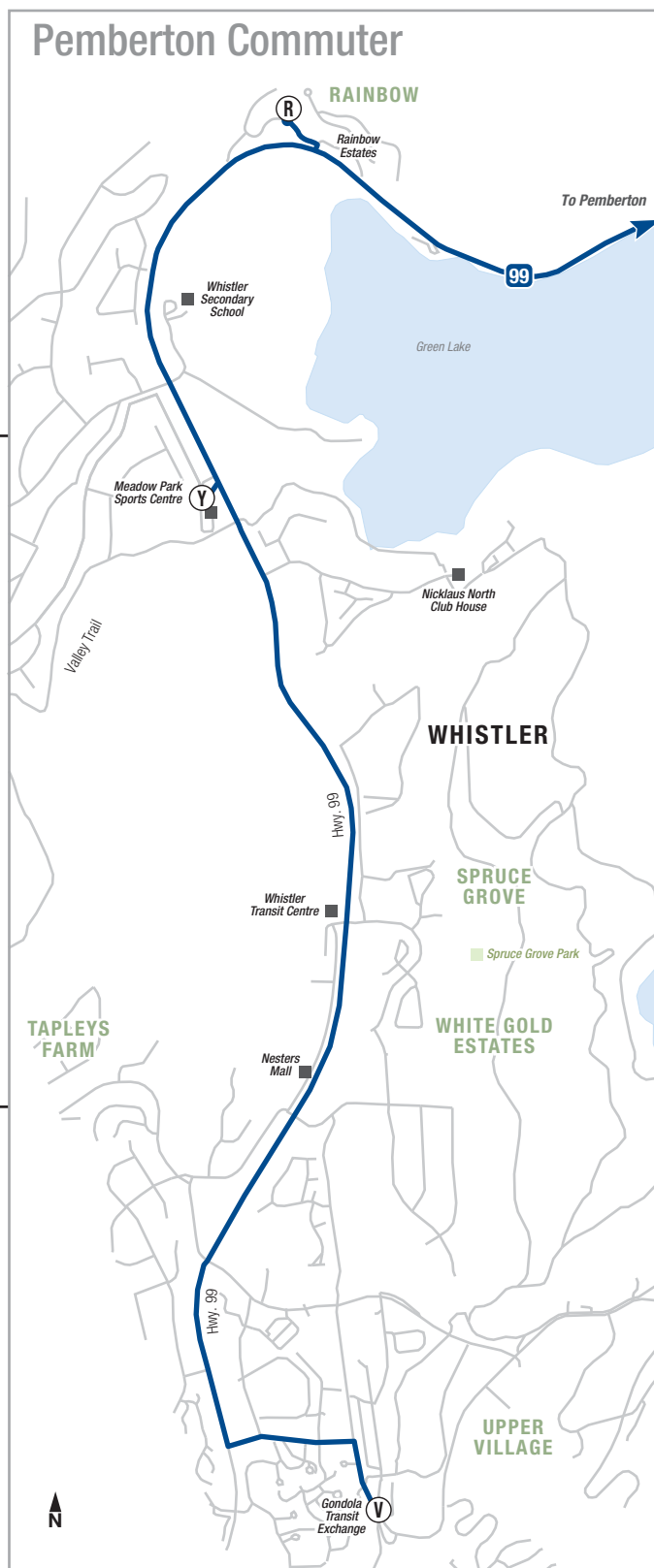
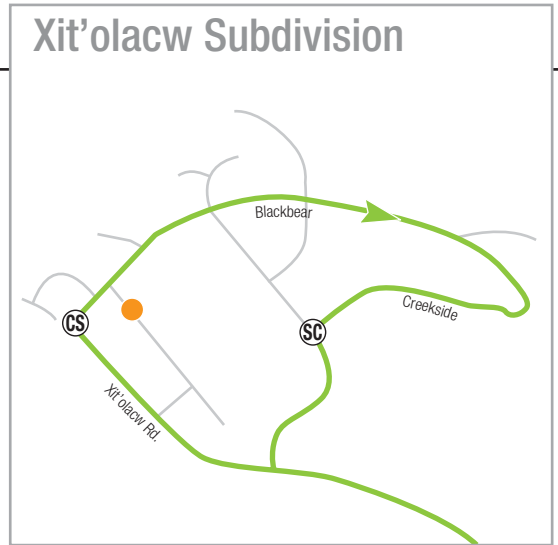
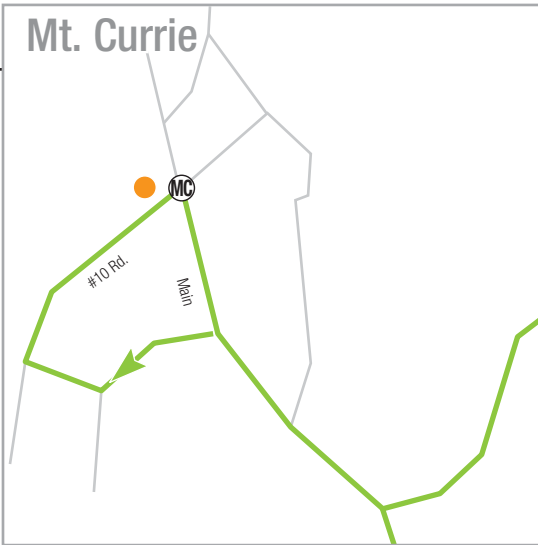

Only small fur-bearing and feathered pets contained in secure, clean, hand-held cages are permitted on the bus. Cages (hard or soft shell) must be small enough to fit on the owner’s lap. Customers must hold on to their cages at all times. If there is room, the customers may place and hold the cage beside them on the floor. The cage should not block the aisle or restrict other customers.

### Guide Dogs and Service Dogs

Guide and service dogs that are certified by the government of British Columbia are allowed on public transit at all times. This does not include emotional support or therapy dogs. If you’re using a guide or service dog while travelling on one of BC Transit’s services, the animal must wear its harness or leash. You may be asked to produce your BC Guide Dog and Service Dog Certificate. For more information, visit bctransit.com.



**Legend**  
 - 99 - Pemberton Commuter  
 - 100 - Pemberton Local  
 ● Ticket Vendor



20139 - 08062020