


# Appendix B

## Detailed Schedule of Costs

## SHELTER LIGHTING OPTIONS

All shelters have the option for non-illuminated, illuminated with LED lighting or solar lighting.



## SHELTER AD PANEL OPTIONS

All non-cantilever shelters have the option for illuminated or non-illuminated Ad Panels and Directory displays.

All advertising revenue and contract management resides with the Municipality.



## ADDITIONAL OPTIONS

- Tempered glass back, partial front & side walls (optional for harsh weather shelters)
- Impact resistant LED light bars for bright and efficient LED illumination
- Self-sustainable solar kit, which integrates into the roof system
- Lit system Icons (standard if you purchase LED/Solar lighting – optional for unlit shelters)
- Add or remove wall panels to suit needs
- Add or remove wooden cantilever benches to suit needs
- Illuminated or non-illuminated Ad or directory Display panels

## Shelter Type: BC Transit Type 2 (T2)



Cantilever Base Shelter  
\$13,743

### Where to use:

- Bus stops with low to medium levels of daily passenger boardings, not higher than 10-20 per weekday
- Bus stops with restricted space due to property lines, or obstructions which cannot be relocated

**Included:** The Cantilevered roof system with wood slat inserts, support columns; vandal resistant perforated aluminum back panels or tempered glass walls; 2 upper back panel inserts with BC Transit logo, two person wooden bench and an unlit system icon. Prices referenced are for installation of the basic model with no lighting or extra features

**Excluded:** Price excludes taxes, additional costs incurred for installation such as ferry and travel costs or add-on's such as lighting (refer to page 21 for details)

## Shelter Type: BC Transit Type 3 (T3)



Cantilever Base Shelter  
\$19,213



Standard Base Shelter  
\$18,226

### Where to use:

- Bus stops with average daily ridership of 21-200 passengers

**Included:** The Cantilevered roof system or side wall options; wood slat inserts in roof; support columns; vandal resistant perforated aluminum panels or tempered glass walls; 2 upper side panel inserts with BC Transit logo, two person wooden bench and an unlit system icon. Prices referenced are for installation of the basic model with no lighting.

**Excluded:** Price excludes taxes, additional costs incurred for installation such as ferry and travel costs and add-on's such as lighting (refer to page 21 for details)

## Shelter Type: BC Transit Type 4 (T4)



**Cantilever Base Shelter**  
\$28,751



**Standard Base Shelter**  
\$27,560



**Standard Base Shelter, extra panel**  
\$29,955


### Where to use:

- Bus stops with high daily ridership (400+), or for park and ride facilities (less than 100 stalls) and small transit exchanges

**Included:** The Cantilevered roof system or optional side panels; wood slat roof inserts; support columns; vandal resistant perforated aluminum panels or tempered glass walls; 2 side panel inserts with BC Transit logo, two person wooden bench and an unlit system icon. Prices referenced are for installation of the basic model with no lighting.

**Excluded:** Price excludes taxes, additional costs incurred for installation such as ferry and travel costs, additional add-on's such as lighting (refer to page 21 for details)

## Shelter Type: BC Transit Type 5 (T5)



**Type 5 Shelters** are customized per application for large transit exchanges, park and rides with 100+ parking stalls. Pricing is quoted separately specific to needs assessment. Contact BC Transit for more information.

## Shelter Type: BC Transit E2



**E2 Base Shelter**  
\$13,613

### Where to use:

- Bus stops with low to medium levels of daily passenger boardings, not higher than 40-50 passenger boardings per week.
- Bus stops with restricted space due to property lines, or obstructions which cannot be relocated

**Included:** The Standard roof system with wood slat inserts, side walls; vandal resistant perforated aluminum back panels or tempered glass walls; 2 upper back panel inserts with BC Transit logo, two person wooden bench and an unlit system icon. Prices referenced are for installation of the basic model with no lighting

**Excluded:** Price excludes taxes, additional costs incurred for installation such as ferry and travel costs or add-on's such as lighting (refer to page 21 for details)

## Shelter Type: BC Transit E3



E3 Base Shelter  
\$19,165


### Where to use:

- Bus stops with average daily ridership of 21-200 passengers

**Included:** The Standard roof system with side walls; wood slat inserts in roof; support columns; vandal resistant perforated aluminum panels or tempered glass walls; 2 upper side panel inserts with BC Transit logo, two person wooden bench and an unlit system icon. Prices referenced are for installation of the basic model with no lighting.

**Excluded:** Price excludes taxes, additional costs incurred for installation such as ferry and travel costs and add-on's such as lighting and crating charges (*refer to page 21 for details*)

## Shelter Type: BC Transit E4



E4 Base Shelter  
\$25,324

### Where to use:

- Bus stops with high daily ridership (400+), or for park and ride facilities (less than 100 stalls) and small transit exchanges

**Included:** The Cantilevered roof system or optional side panels; wood slat roof inserts; support columns; vandal resistant perforated aluminum panels or tempered glass walls; 2 side panel inserts with BC Transit logo, two person wooden bench and an unlit system icon. Prices referenced are for installation of the basic model with no lighting.

**Excluded:** Price excludes taxes, additional costs incurred for installation such as ferry and travel costs, additional add-on's such as lighting and crating charges (*refer to page 21 for details*)

## Shelter Type: Harsh Weather (E3 or E4)



Harsh Weather Base Shelter (Glass)  
E3 \$21,675  
E4 \$25,658

### Where to use:

- In areas that experience frequent inclement weather. The two or three panel front wall offers greater protection from the elements

**Included:** The standard roof system with tempered glass side, rear and two panel front walls; 2 side panel inserts with BC Transit logo, two person wooden bench and an unlit system icon. Prices referenced are for installation of the basic model with no lighting.

**Excluded:** Price excluded taxes, additional costs incurred for installation such as ferry and travel cost, additional add-on's such as lighting and crating charges (*refer to page 21 for details*)

## OPTIONAL ADD-ON'S

These costs listed below are cost shared with the municipality if requested on the initial shelter order

Optional Add-On's	T2-T4	E Series
Extra Back wall Panel	2,350	N/A
LED Lighting Kit (includes 2 LED Light Strips) wired *	675	755
LED Lighting Kit (includes 3 LED Light Strips) wired *	815	935
Solar Lighting kit (includes roof top panel) +	4,640	4,640
Ad Displays Non-Lit ** (assumes replacement of Perforated side wall)	1,730	3,710
Ad Displays Lit ** (assumes replacement of Perforated side wall)	2,750	3,710
Directory displays	935	935

\* requires electrician on site during install

+ requires install of solar grounding kit in slab

\*\* advertising contract and revenue is the responsibility of the municipality

## ADDITIONAL COSTS (T2)

There are additional travel, flagging and permit, shelter leveling, PM and IDC charges that will apply to all locations. These costs are cost shared with the municipality. See Appendix C for travel pricing.

<b>Leveling</b>	Certain Shelters require additional material to ensure a level unit. Charged on a time and material basis
<b>PM time and IDC</b>	On a time and material basis. Average is \$1,000
<b>Flagging</b>	On time and material basis depending on the requirements of the location. Average range is \$400-\$1400
<b>Permit</b>	\$95 – charged once per municipality per bulk order

# Appendix C

## Travel Rate Price

## BCT Travel Matrix Price Schedule

Shelter Type	Trip Quantity	Travel & LOA Zones															Notes
		*1	2	3	4	5	6	7	8	9	10	11	12	13	14	15	
T2C Shelter with caissons	(4) Shelter Load	\$1,230.00	\$1,485.00	\$1,820.00	\$680.00	\$880.00	\$1,090.00	\$1,190.00	\$1,225.00	\$1,505.00	\$1,740.00	\$1,625.00	\$1,930.00	\$1,505.00	\$1,525.00	\$2,400.00	Price per shelter & caissons based on a (4) shelter load
	(3) Shelter Load	\$1,230.00	\$1,675.00	\$2,060.00	\$760.00	\$1,025.00	\$1,270.00	\$1,385.00	\$1,425.00	\$1,755.00	\$2,025.00	\$1,890.00	\$2,245.00	\$1,755.00	\$1,780.00	\$2,965.00	Price per shelter & caissons based on a (3) shelter load
	(2) Shelter Load	\$1,230.00	\$2,185.00	\$2,685.00	\$850.00	\$1,460.00	\$1,815.00	\$1,980.00	\$2,040.00	\$2,500.00	\$2,890.00	\$2,700.00	\$3,205.00	\$2,500.00	\$2,535.00	\$4,230.00	Price per shelter & caissons based on a (2) shelter load
	(1) Shelter Load	\$1,230.00	\$2,890.00	\$3,550.00	\$950.00	\$2,775.00	\$3,440.00	\$3,755.00	\$3,870.00	\$4,750.00	\$5,490.00	\$5,125.00	\$6,080.00	\$4,750.00	\$4,810.00	\$8,035.00	Price per shelter & caissons based on a (1) shelter load
"T3S (or) T3C Shelter only Use for E3 & E3H"	(4) Shelter Load	\$980.00	\$1,195.00	\$1,540.00	\$540.00	\$710.00	\$880.00	\$960.00	\$990.00	\$1,215.00	\$1,405.00	\$1,310.00	\$1,555.00	\$1,215.00	\$1,230.00	\$1,890.00	Price per shelter based on a (4) shelter load
	(3) Shelter Load	\$980.00	\$1,415.00	\$1,825.00	\$610.00	\$845.00	\$1,050.00	\$1,145.00	\$1,180.00	\$1,450.00	\$1,675.00	\$1,560.00	\$1,850.00	\$1,450.00	\$1,470.00	\$2,475.00	Price per shelter based on a (3) shelter load
	(2) Shelter Load	\$980.00	\$1,795.00	\$2,315.00	\$690.00	\$1,210.00	\$1,495.00	\$1,630.00	\$1,680.00	\$2,065.00	\$2,385.00	\$2,225.00	\$2,640.00	\$2,065.00	\$2,090.00	\$3,525.00	Price per shelter based on a (2) shelter load
	(1) Shelter Load	\$980.00	\$2,850.00	\$3,675.00	\$770.00	\$2,325.00	\$2,880.00	\$3,145.00	\$3,240.00	\$3,980.00	\$4,600.00	\$4,290.00	\$5,090.00	\$3,980.00	\$4,030.00	\$6,785.00	Price per shelter based on a (1) shelter load
T3C Shelter with caissons	(4) Shelter Load	\$1,340.00	\$1,615.00	\$1,985.00	\$740.00	\$960.00	\$1,190.00	\$1,295.00	\$1,335.00	\$1,640.00	\$1,895.00	\$1,770.00	\$2,100.00	\$1,640.00	\$1,660.00	\$2,615.00	Price per shelter & caissons based on a (4) shelter load
	(3) Shelter Load	\$1,340.00	\$1,825.00	\$2,245.00	\$830.00	\$1,115.00	\$1,385.00	\$1,510.00	\$1,555.00	\$1,910.00	\$2,205.00	\$2,060.00	\$2,445.00	\$1,910.00	\$1,935.00	\$3,230.00	Price per shelter & caissons based on a (3) shelter load
	(2) Shelter Load	\$1,340.00	\$2,380.00	\$2,925.00	\$930.00	\$1,590.00	\$1,975.00	\$2,155.00	\$2,220.00	\$2,725.00	\$3,150.00	\$2,940.00	\$3,490.00	\$2,725.00	\$2,760.00	\$4,610.00	Price per shelter & caissons based on a (2) shelter load
	(1) Shelter Load	\$1,340.00	\$3,150.00	\$3,870.00	\$1,030.00	\$3,025.00	\$3,750.00	\$4,090.00	\$4,215.00	\$5,175.00	\$5,980.00	\$5,585.00	\$6,625.00	\$5,175.00	\$5,240.00	\$8,755.00	Price per shelter & caissons based on a (1) shelter load
"T4S (or) T4C Shelter only Use for E4 & E4H"	(4) Shelter Load	\$1,090.00	\$1,330.00	\$1,715.00	\$600.00	\$790.00	\$980.00	\$1,070.00	\$1,100.00	\$1,350.00	\$1,565.00	\$1,455.00	\$1,730.00	\$1,350.00	\$1,370.00	\$2,100.00	Price per shelter based on a (4) shelter load
	(3) Shelter Load	\$1,090.00	\$1,575.00	\$2,030.00	\$680.00	\$940.00	\$1,170.00	\$1,275.00	\$1,315.00	\$1,615.00	\$1,865.00	\$1,735.00	\$2,060.00	\$1,615.00	\$1,635.00	\$2,755.00	Price per shelter based on a (3) shelter load
	(2) Shelter Load	\$1,090.00	\$1,995.00	\$2,575.00	\$770.00	\$1,345.00	\$1,665.00	\$1,815.00	\$1,870.00	\$2,300.00	\$2,655.00	\$2,475.00	\$2,935.00	\$2,300.00	\$2,325.00	\$3,920.00	Price per shelter based on a (2) shelter load
	(1) Shelter Load	\$1,090.00	\$3,170.00	\$4,085.00	\$860.00	\$2,585.00	\$3,205.00	\$3,500.00	\$3,605.00	\$4,425.00	\$5,115.00	\$4,770.00	\$5,660.00	\$4,425.00	\$4,480.00	\$7,545.00	Price per shelter based on a (1) shelter load
T4C Shelter with caissons	(4) Shelter Load	\$1,445.00	\$1,745.00	\$2,140.00	\$795.00	\$1,035.00	\$1,285.00	\$1,395.00	\$1,440.00	\$1,770.00	\$2,045.00	\$1,910.00	\$2,265.00	\$1,770.00	\$1,790.00	\$2,820.00	Price per shelter & caissons based on a (4) shelter load
	(3) Shelter Load	\$1,445.00	\$1,970.00	\$2,415.00	\$890.00	\$1,200.00	\$1,495.00	\$1,630.00	\$1,675.00	\$2,060.00	\$2,380.00	\$2,220.00	\$2,640.00	\$2,060.00	\$2,090.00	\$3,485.00	Price per shelter & caissons based on a (3) shelter load
	(2) Shelter Load	\$1,445.00	\$2,565.00	\$3,145.00	\$1,000.00	\$1,715.00	\$2,130.00	\$2,325.00	\$2,395.00	\$2,940.00	\$3,400.00	\$3,170.00	\$3,765.00	\$2,940.00	\$2,980.00	\$4,980.00	Price per shelter & caissons based on a (2) shelter load
	(1) Shelter Load	\$1,445.00	\$3,395.00	\$4,165.00	\$1,140.00	\$3,260.00	\$4,045.00	\$4,410.00	\$4,545.00	\$5,580.00	\$6,450.00	\$6,025.00	\$7,145.00	\$5,580.00	\$5,650.00	\$9,440.00	Price per shelter & caissons based on a (1) shelter load

\* Zone 1 travel price per shelter to be consistent regardless of the number of shelters per load, we will be including a two short load allowance for every ten loads

Multiple locations can be combined to equal higher shelter loads as long as long as they follow the same route. Add 20% (total x 1.2) to combined total to offset travel shortage



# Travel Rate Zone Matrix

